

# Porter White & Company

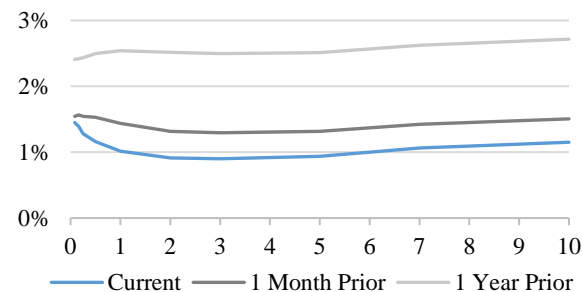
## Municipal Market Update

February 28, 2020

### Key Rates

Rates	Feb-20	Jan-20	Feb-19
1M Libor	1.52	1.66	2.49
3M Libor	1.46	1.75	2.62
Fed Funds Target	1.75	1.75	2.50
Fed Funds Effective	1.58	1.59	2.40
Prime	4.75	4.75	5.50
1Y Treasury	1.02	1.44	2.50

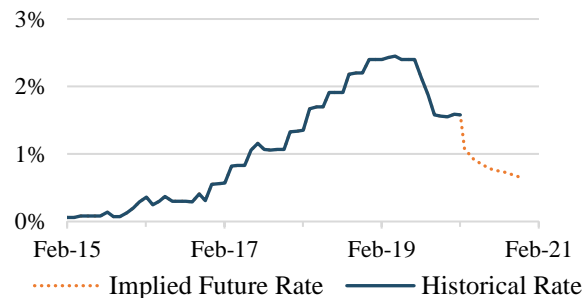
### US Treasury Rates



### Probability of a Rate Cut

Meeting Date	Prob. of 1st Cut (%)	Prob. of 2nd Cut (%)	Prob. of 3rd Cut (%)	Implied Target (%)
Mar-20	100.0	52.5	0.0	1.20
Jun-20	100.0	100.0	63.2	0.93
Sep-20	100.0	100.0	100.0	0.76
Dec-20	100.0	100.0	100.0	0.68
Jan-21	100.0	100.0	100.0	0.64

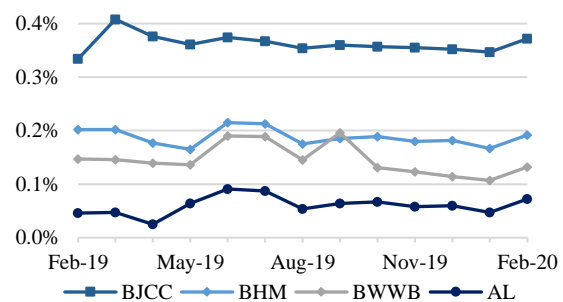
### Fed Funds Rate



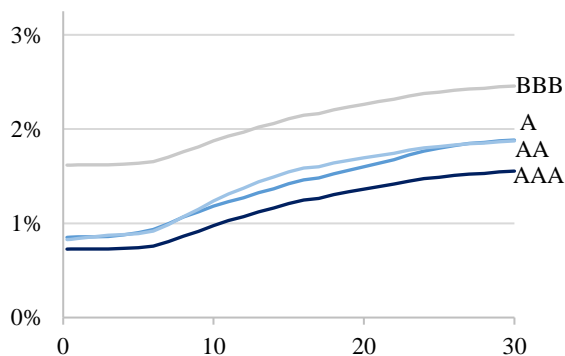
### Local Bond - Yield Data

Issuer	S&P	CUSIP	Yield to Worst (%)	Spread to AAA	Years to Worst
AL	AA	010411AS5	0.80	7	4.7
UAB	AA	914745CP7	0.84	11	4.6
BWVB	AA-	091096MH7	0.86	13	4.8
BHM	AA	09088RG34	0.92	19	4.8
HOO	AAA	439238KR6	0.95	20	6.3
BJCC	A+	091156LZ0	1.10	37	4.3
JC	BBB+	472682QM8	1.69	96	3.6

### Local Bond - Spread to AAA



### Municipal G.O. Yield Curves



### About PW&CO

Since 1975, Porter White & Company, Inc. (PW&Co) has provided a variety of specialized public finance, financial advisory and consulting services to state and local governments and not-for-profit institutions.

Our services include debt management, long-term financial planning, swap advisory, economic development, project management, investment advisory, compliance and ongoing support.

For more information about our Municipal Advisory services, please contact [Jim White](#) or [Michael Stone](#) or visit us online at [pwco.com](http://pwco.com).

Municipal advisory services are offered through Porter White & Company, Inc.

Source: Bloomberg, TM3 as of 2/28/20; Spread to AAA is calculated using yields provided by the Municipal Market Monitor (TM3) compared to the MMD AAA curve as of the end of each month shown in the graph.

PW&Co